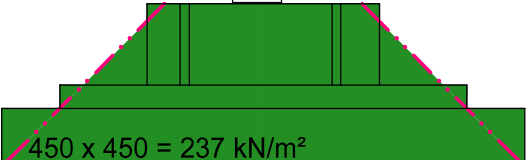
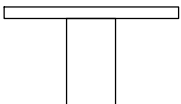
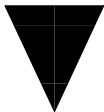



maximum safe working load

48kN




450 x 450 = 237 kN/m²



Ground Bearing Capacity

Depth



Single Jackpad Support